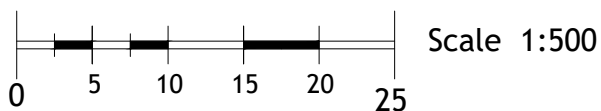


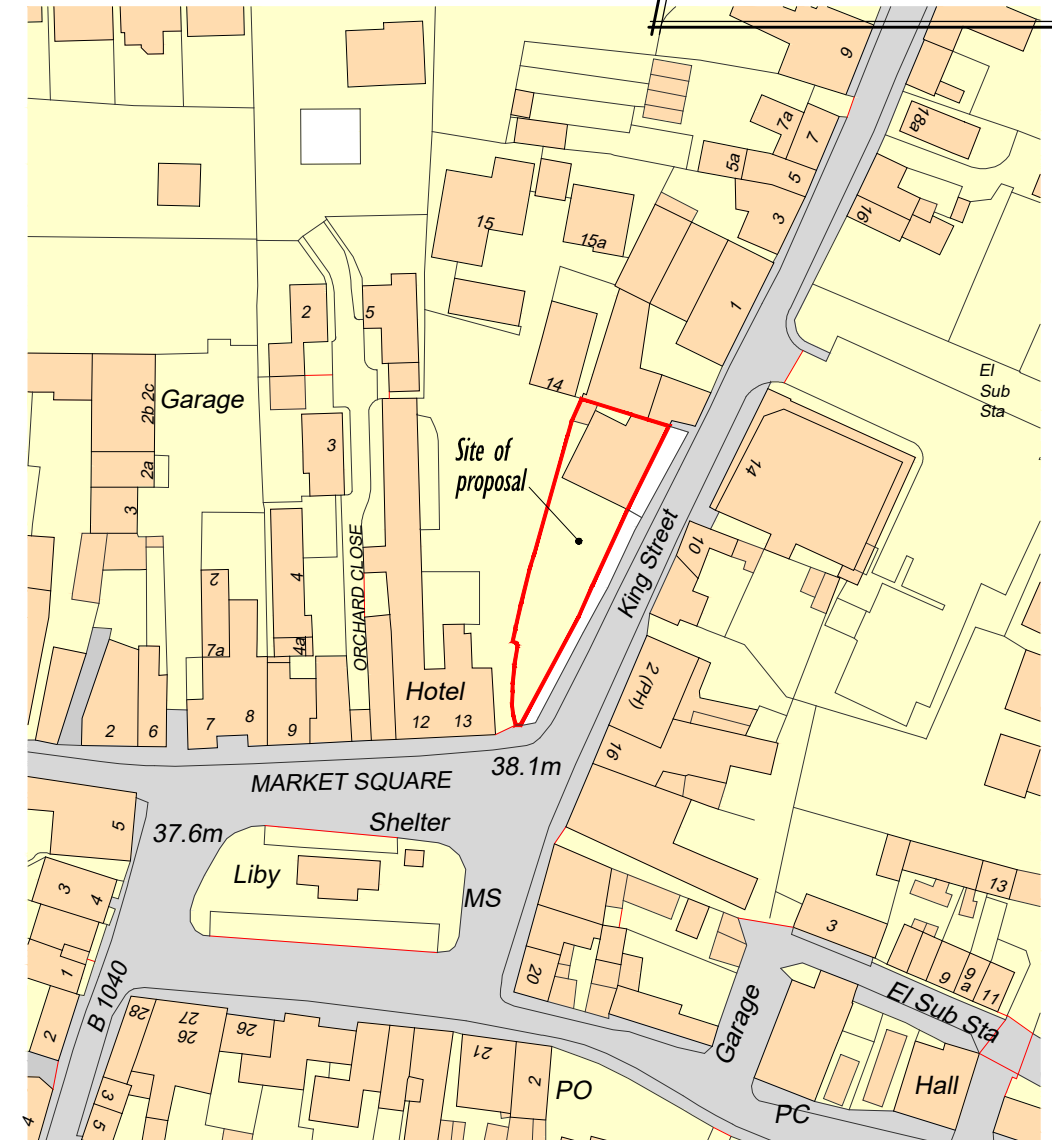


**PROPOSED BOUNDARY**  
Scale 1:500



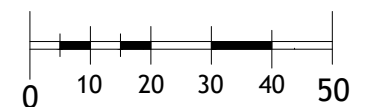
Copyright - This drawing shall not be reproduced in whole or in part without prior written consent

Do not scale from this drawing. Contractors must check all dimensions on site prior to work commencing. Only figured dimensions are to be worked from. Discrepancies must be reported immediately to the Architect/Engineer before proceeding with any work.



**LOCATION PLAN**

Scale 1:1250 (proposed)



## HIGHWAY AT POTTON, SANDY IN CENTRAL BEDFORDSHIRE

Key Scale 1:500 @ A3

Highway to be stopped up



Proposed highway to be improved



National Transport Casework Team

Department for Transport

Plan No:  
NATTRAN/E/S247/6122

Signed by Authority of the Secretary of State

on.....

Signature.....

TIM BRIMELOW  
An Official in the  
National Transport Casework Team  
Department for Transport